

COMPRESSION FITTINGS - PERFORMANCE SERIES

ACCESORIOS DE COMPRESIÓN - SERIE PERFORMANCE



Sizes	D16 - D110 (DN10-DN100)	
Standards	Compression - Metric, IPS, CTS Threaded - BSP, NPT	
Working pressure	@ 20°C (73°F) D16 - D63 (3/8" - 2"): PN 16 (240 psi) D75 - D110 (2 1/2" - 4"): PN 10 (150 psi)	
Materials	O-rings: NBR	
Characteristics	<ul style="list-style-type: none"> • PP Compression Fittings for PE pressure piping applications. • Injection moulding. • Perfect sealing in all conditions. • Fast & reliable connections. • Tested and approved by the main testing institutes worldwide. • Applications: irrigation, industry, water distribution, swimming pools, etc. • Also approved for use with PVC flexible hose. 	<ul style="list-style-type: none"> • Accesorios en PP para canalizaciones de PE a presión. • Moldeo por inyección. • Estanqueidad perfecta en todas las condiciones de trabajo. • Conexiones rápidas y fiables. • Analizados y aprobados por los institutos más importantes a nivel mundial. • Aplicaciones: riego, industria, tratamiento de aguas, piscinas, etc. • También compatibles para uso con tubería de PVC flexible.
Certifications	VÚSAPL / APROBATA TECHNICZNA / ISO 14236-2000 / AVIZ TECHNIC / ATEST HIGIENICNZS – Hygienic Certificate / GOST-R / Attestation de Conformité Sanitaire (ACS) / DANAK / CSA / LVHT / IIP UNI / NSF / DVGW / TÜV	

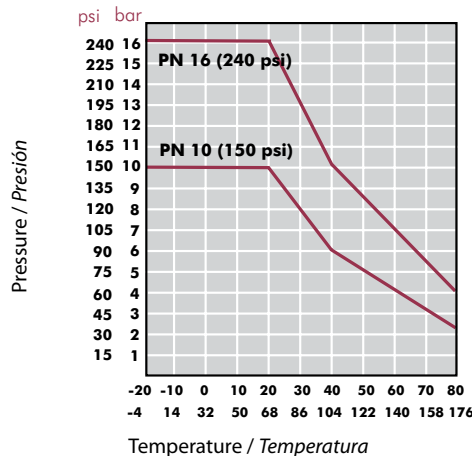


FIG.	Parts	Despiece	Material
1	Split ring	Cono de fijación	POM
2	Nut	Tuerca	PP
3	Insert	Casquillo prensa	PP
4	O-ring	Junta tórica	NBR 70 (*)
5	Body	Cuerpo	PP

(*) NBR: potable water rubber
NBR: junta agua potable

PRESSURE / TEMPERATURE GRAPH

DIAGRAMA PRESIÓN / TEMPERATURA



Life: 25 years
Hydrostatic maximum pressure a component may withstand in continuous service (without overpressure)

Vida útil: 25 años
Presión hidrostática máxima que un componente es capaz de soportar en servicio continuo (sin sobrepresión)

Performance of plastic materials in contact with non-dangerous fluids.
The durability of those parts exposed to fluids will depend on the working conditions

Valores indicativos para materiales en contacto con fluidos no peligrosos.
La vida en las partes expuestas a los fluidos dependerá de las condiciones de trabajo.

- Dimensions and characteristics according to:
 - EN 712 / 713 / 715 / 911
 - ISO 3458 / 3459 / 3501 / 3503
 - ISO 14236
 - DIN 8076 (Performance Series)
 - UNI 9561 (Performance Series)
- To be installed on PE pipes (PE-HD, PE-LD, PE40, PE63, PE80, PE100) conforming to:
 - EN 12201
 - ISO 3607 / 14236
 - DIN 8072 / 8074
 - UNI 10910
- Threads (BSP) manufactured according to:
 - ISO 7
 - DIN 2999
 - BS 21
 - UNI 338

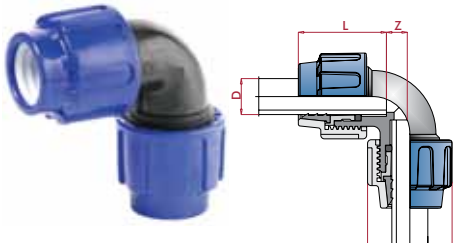
- Dimensiones y características según las normas:
 - EN 712 / 713 / 715 / 911
 - ISO 3458 / 3459 / 3501 / 3503
 - ISO 14236
 - DIN 8076 (Serie Performance)
 - UNI 9561 (Serie Performance)
- Para instalar en tubería de PE (PEAD, PEBD, PE40, PE63, PE80, PE100) conforme a las normas:
 - EN 12201
 - ISO 3607 / 14236
 - DIN 8072 / 8074
 - UNI 10910
- Roscas (BSP) fabricadas según el standard:
 - ISO 7
 - DIN 2999
 - BS 21
 - UNI 338

ELBOWS
CODOS
PP-P. 01. CP - PP COMPRESSION ELBOW
90° elbow

• Comp x Comp

Codo 90°

• Comp x Comp



D	DN	PN	REF.	CODE
16 x 16	10	16	11 01 016	01469
20 x 20	15	16	11 01 020	01470
25 x 25	20	16	11 01 025	01471
32 x 32	25	16	11 01 032	01472
40 x 40	32	16	11 01 040	01473
50 x 50	40	16	11 01 050	01474
63 x 63	50	16	11 01 063	01475
75 x 75	65	10	11 01 075	01476
90 x 90	80	10	11 01 090	17898
110 x 110	100	10	11 01 110	17899

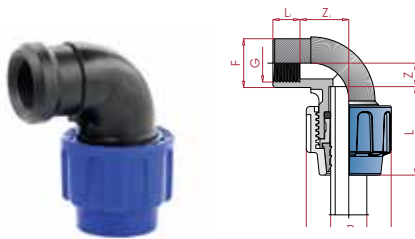
L	Z	E
49	13	44
49	13	44
58	16	56
81	18	66
92	24	80
108	28	94
125	32	114
140	37	130
156	53	153
176	63	181

PP-P. 01. CPFT - PP COMPRESSION ELBOW
90° elbow

• Comp x BSP female thread

Codo 90°

• Comp x rosca hembra BSP



D x G	DN	PN	REF.	CODE
16 x 3/8"	10 x 10	10	11 01 416	01478
16 x 1/2"	10 x 15	10	11 01 417	09145
20 x 1/2"	15 x 15	10	11 01 420	01479
20 x 3/4"	15 x 20	10	11 01 421	01480
25 x 1/2"	20 x 15	10	11 01 424	07350
25 x 3/4"	20 x 20	10	11 01 425	01481
32 x 1/2"	25 x 15	10	11 01 430	09710
32 x 3/4"	25 x 20	10	11 01 431	01482
32 x 1"	25 x 25	10	11 01 432	01483
40 x 3/4"	32 x 20	10	11 01 438	33488
40 x 1"	32 x 25	10	11 01 439	33489
40 x 1 1/4"	32 x 32	10	11 01 440	01485
40 x 1 1/2"	32 x 40	10	11 01 441	01486
50 x 1 1/4"	40 x 32	10	11 01 449	34577
50 x 1 1/2"	40 x 40	10	11 01 450	01487
50 x 2"	40 x 50	10	11 01 451	01488
63 x 1 1/4"	50 x 32	10	11 01 461	34579
63 x 1 1/2"	50 x 40	10	11 01 462	33132
63 x 2"	50 x 50	10	11 01 463	01489
75 x 2"	65 x 50	10	11 01 474	01490
75 x 2 1/2"	65 x 65	10	11 01 475	01491
90 x 3"	80 x 80	10	11 01 490	17900
90 x 4"	100 x 100	10	11 01 491	17901
110 x 4"	110 x 110	10	11 01 510	17902

L	L ₁	Z	Z ₁	E	F
49	15	13	22	44	27
49	16	13	22	44	27
49	16	13	26	44	27
49	19	13	26	44	34
58	19	16	31	56	34
58	19	16	31	56	34
81	16	18	43	66	27
81	19	18	43	66	34
81	22	18	43	66	41
92	19	24	48	80	34
92	24	24	46	80	41
92	24	24	54	80	52
92	24	24	54	80	61
108	24	28	58	94	52
108	24	28	58	94	61
108	28	28	58	94	76
125	24	32	70	114	52
125	28	32	68	114	58
125	28	32	67	114	76
140	28	41	83	130	76
140	33	41	83	130	88
156	35	53	55	153	109
156	36	53	89	153	132
176	38	63	63	181	135

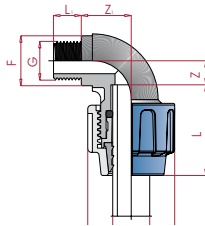
PP-P. 01. CPMT - PP COMPRESSION ELBOW

90° elbow

- Comp x BSP male thread

Codo 90°

- Comp x rosca macho BSP



D x G	DN	PN	REF.	CODE
16 x 3/8"	10 x 10	10	11 01 616	01493
16 x 1/2"	10 x 15	10	11 01 617	09146
20 x 1/2"	15 x 15	10	11 01 620	01494
20 x 3/4"	15 x 20	10	11 01 621	01495
25 x 1/2"	20 x 15	10	11 01 624	01496
25 x 3/4"	20 x 20	10	11 01 625	01497
32 x 1/2"	25 x 15	10	11 01 630	32055
32 x 3/4"	25 x 20	10	11 01 631	32056
32 x 1"	25 x 25	10	11 01 632	01498
40 x 1/4"	32 x 32	10	11 01 640	01499
40 x 1/2"	32 x 40	10	11 01 641	01484
50 x 1/4"	40 x 32	10	11 01 649	01500
50 x 1/2"	40 x 40	10	11 01 650	01501
50 x 2"	40 x 50	10	11 01 651	01502
63 x 1/4"	50 x 32	10	11 01 661	34580
63 x 1/2"	50 x 40	10	11 01 662	34581
63 x 2"	50 x 50	10	11 01 663	01503
75 x 2 1/2"	65 x 65	10	11 01 675	01504
90 x 3"	80 x 80	10	11 01 690	17903
90 x 4"	100 x 100	10	11 01 691	17904
110 x 4"	110 x 110	10	11 01 710	17905

L	L ₁	Z	Z ₁	E	F
49	13	13	27	44	27
49	13	13	27	44	27
49	14	13	26	44	27
49	16	13	26	44	30
58	14	16	34	56	27
58	16	16	34	56	30
81	14	18	34	66	27
81	16	18	34	66	30
81	19	18	45	66	36
92	21	24	59	80	48
92	21	24	59	80	52
108	21	28	68	94	48
108	21	28	68	94	52
108	26	28	68	94	66
125	24	32	71	114	48
125	24	32	71	114	52
125	26	32	78	114	66
140	30	41	83	130	82
156	35	53	77	153	113
156	39	53	77	153	113
176	40	63	90	181	135

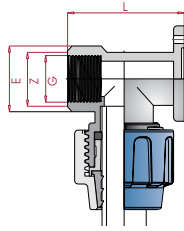
PP-P. 01. CPW - PP COMPRESSION ELBOW

90° elbow

- Comp x BSP female thread - wall

Codo 90°

- De pared - Comp x rosca hembra BSP



D x G	DN	PN	REF.	CODE
25 x 3/4"	56	10	11 01 225	11723

L	Z	E
65	32	36

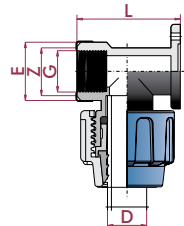
PP-P. 01. CPWR - PP COMPRESSION ELBOW

90° reinforced elbow

- Comp x BSP female thread - wall
- Reinforcement in stainless steel

Codo 90° reforzado

- De pared - Comp x rosca hembra BSP
- Refuerzo en acero inoxidable



D x G	DN	PN	REF.	CODE
25 x 3/4"	56	10	11 01 325	15778

L	Z	E
65	32	36

TEES

TÉS

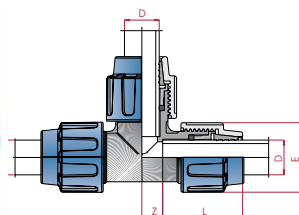
PP-P. 03. CP - PP COMPRESSION TEE

90° tee

- Comp x Comp x Comp

Té 90°

- Comp x Comp x Comp



D	DN	PN	REF.	CODE
16 x 16 x 16	10	16	11 03 016	01506
20 x 20 x 20	15	16	11 03 020	01507
25 x 25 x 25	20	16	11 03 025	01508
32 x 32 x 32	25	16	11 03 032	01509
40 x 40 x 40	32	16	11 03 040	01510
50 x 50 x 50	40	16	11 03 050	01511
63 x 63 x 63	50	16	11 03 063	01512
75 x 75 x 75	65	10	11 03 075	01513
90 x 90 x 90	80	10	11 03 090	17906
110 x 110 x 110	100	10	11 03 110	17907

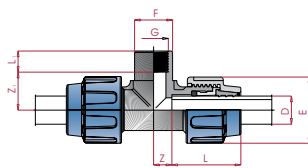
L	Z	E
49	13	44
49	13	44
58	16	56
81	18	66
92	24	80
108	28	94
125	32	114
140	41	130
156	53	153
176	63	181

PP-P. 03. CPFT - PP COMPRESSION TEE
90° tee

• Comp x BSP female thread x Comp

Té 90°

• Comp x rosca hembra BSP x Comp



D x G x D	DN	PN	REF.	CODE
16 x 3/8" x 16	10 x 10	10	11 03 416	01523
16 x 1/2" x 16	10 x 15	10	11 03 417	09147
20 x 1/2" x 20	15 x 15	10	11 03 420	01524
20 x 3/4" x 20	15 x 20	10	11 03 421	01525
25 x 1/2" x 25	20 x 15	10	11 03 424	01526
25 x 3/4" x 25	20 x 20	10	11 03 425	01527
25 x 1" x 25	25 x 20	10	11 03 426	34227
32 x 1/2" x 32	25 x 15	10	11 03 430	01528
32 x 3/4" x 32	25 x 20	10	11 03 431	03337
32 x 1" x 32	25 x 25	10	11 03 432	01529
40 x 1 1/4" x 40	32 x 32	10	11 03 440	01530
50 x 1" x 50	40 x 25	10	11 03 448	33129
50 x 1 1/2" x 50	40 x 40	10	11 03 450	01531
50 x 2" x 50	40 x 50	10	11 03 451	01532
63 x 1" x 63	50 x 25	10	11 03 460	33130
63 x 1 1/2" x 63	50 x 40	10	11 03 462	33131
63 x 2" x 63	50 x 50	10	11 03 463	01533
75 x 2 1/2" x 75	65 x 65	10	11 03 475	01534
90 x 3" x 90	80 x 80	10	11 03 490	17910
110 x 3" x 110	100 x 100	10	11 03 509	17911
110 x 4" x 110	110 x 110	10	11 03 510	17912

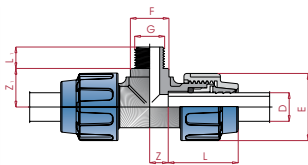
L	L ₁	Z	Z ₁	E	F
49	15	13	22	44	27
49	16	13	22	44	27
49	16	13	26	44	27
49	19	13	26	44	34
58	16	16	31	56	27
58	19	19	31	56	34
58	24	19	34	56	47
81	16	18	43	66	27
81	19	18	43	66	34
81	22	18	43	66	41
92	24	24	54	80	52
108	24	28	50	94	42
108	24	28	58	94	61
140	28	28	58	94	76
125	24	32	62	114	42
125	28	32	67	114	58
125	28	32	67	114	76
140	33	41	83	130	88
156	35	53	55	153	109
176	36	63	69	181	114
176	40	63	61	181	114

PP-P. 03. CPMT - PP COMPRESSION TEE
90° tee

• Comp x BSP male thread x Comp

Té 90°

• Comp x rosca macho BSP x Comp



D x G x D	DN	PN	REF.	CODE
16 x 3/8" x 16	10 x 10	10	11 03 616	01536
16 x 1/2" x 16	10 x 15	10	11 03 617	09148
20 x 1/2" x 20	15 x 15	10	11 03 620	01537
20 x 3/4" x 20	15 x 20	10	11 03 621	01538
25 x 1/2" x 25	20 x 15	10	11 03 624	01539
25 x 3/4" x 25	20 x 20	10	11 03 625	01540
32 x 1/2" x 32	25 x 15	10	11 03 630	01541
32 x 1" x 32	25 x 25	10	11 03 632	01542
40 x 1 1/4" x 40	32 x 32	10	11 03 640	01543
40 x 1 1/2" x 40	32 x 40	10	11 03 641	03338
50 x 1 1/2" x 50	40 x 40	10	11 03 650	01544
63 x 2" x 63	50 x 50	10	11 03 663	01545
75 x 2 1/2" x 75	65 x 65	10	11 03 675	01546
90 x 3" x 90	80 x 80	10	11 03 690	17913
90 x 4" x 90	80 x 110	10	11 03 691	17914
110 x 4" x 110	110 x 110	10	11 03 710	17915

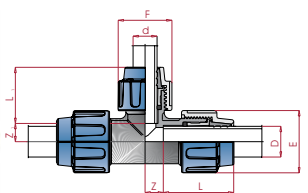
L	L ₁	Z	Z ₁	E	F
49	13	13	27	44	27
49	14	13	26	44	27
49	14	13	26	44	27
49	16	13	26	44	30
58	14	16	34	56	27
58	16	16	34	56	30
81	14	18	45	66	27
81	19	18	45	66	36
92	21	24	59	80	48
92	21	24	59	80	52
108	21	28	68	94	52
125	26	32	78	114	66
140	30	41	83	130	82
156	35	53	77	153	117
156	39	53	77	153	117
176	40	63	90	181	142

PP-P. 04. CPR - PP COMPRESSION TEE
90° reducing tee

• Comp x Comp x Comp

Té reducida 90°

• Comp x Comp x Comp



D x d x D	DN	PN	REF.	CODE
20 x 16 x 20	10	16	11 04 020	01515
25 x 20 x 25	15	16	11 04 025	01516
32 x 25 x 32	20	16	11 04 032	01517
40 x 32 x 40	25	16	11 04 040	01518
50 x 32 x 50	25	16	11 04 049	33487
50 x 40 x 50	32	16	11 04 050	01519
63 x 50 x 63	40	16	11 04 063	01520
75 x 63 x 75	50	10	11 04 075	01521
90 x 75 x 90	65	10	11 04 090	17908
110 x 90 x 110	80	10	11 04 110	17909

L	L ₁	Z	Z ₁	E	F
49	49	13	13	44	44
58	49	16	13	56	44
81	58	18	16	66	56
92	81	24	18	80	66
108	86	28	28	94	66
108	92	28	24	94	80
125	108	32	28	114	94
140	125	41	32	130	114
156	131	53	58	153	130
176	156	63	68	181	153

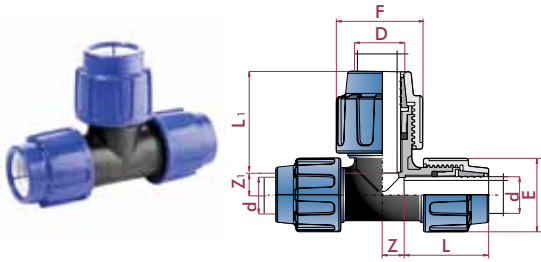
PP-P. 08. CPA - PP COMPRESSION TEE

90° enlarging tee

• Comp x Comp x Comp

Té ampliada 90°

• Comp x Comp x Comp



d x D x d	DN	PN	REF.	CODE
20 x 25 x 20	15 x 20	16	11 08 020	33891

L	L ₁	Z	Z ₁	E	F
49	58	16	13	44	56

COUPLINGS

ENLACES

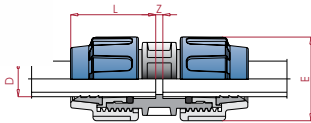
PP-P. 05. CP - PP COMPRESSION COUPLING

Coupling

• Comp x Comp

Manguito

• Comp x Comp



D	DN	PN	REF.	CODE
16 x 16	10	16	11 05 016	01548
20 x 20	15	16	11 05 020	01549
25 x 25	20	16	11 05 025	01550
32 x 32	25	16	11 05 032	01551
40 x 40	32	16	11 05 040	01552
50 x 50	40	16	11 05 050	01553
63 x 63	50	16	11 05 063	01554
75 x 75	65	10	11 05 075	01555
90 x 90	80	10	11 05 090	17916
110 x 110	100	10	11 05 110	17917

L	Z	E
49	4	44
49	4	44
58	4	56
81	4	66
92	5	80
108	8	94
125	8	114
140	10	130
148	10	153
167	12	181

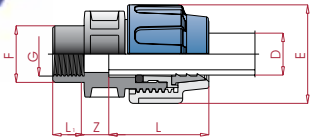
PP-P. 05. CPFT - PP COMPRESSION ADAPTOR

Adaptor

• Comp x BSP female thread

Enlace

• Comp x rosca hembra BSP



D x G	DN	PN	REF.	CODE
16 x 3/8"	10 x 10	10	11 05 416	01565
16 x 1/2"	10 x 15	10	11 05 417	07349
20 x 1/2"	15 x 15	10	11 05 420	01566
20 x 3/4"	15 x 20	10	11 05 421	01567
25 x 1/2"	20 x 15	10	11 05 424	01568
25 x 3/4"	20 x 20	10	11 05 425	01569
25 x 1"	20 x 25	10	11 05 426	01570
32 x 3/4"	25 x 20	10	11 05 431	01571
32 x 1"	25 x 25	10	11 05 432	01572
40 x 1"	32 x 25	10	11 05 439	01573
40 x 1 1/4"	32 x 32	10	11 05 440	01574
50 x 1 1/4"	40 x 32	10	11 05 449	01575
50 x 1 1/2"	40 x 40	10	11 05 450	01576
50 x 2"	40 x 50	10	11 05 451	01577
63 x 1 1/2"	50 x 40	10	11 05 462	34582
63 x 2"	50 x 50	10	11 05 463	01578
75 x 2"	65 x 50	10	11 05 474	01579
75 x 2 1/2"	65 x 65	10	11 05 475	01580
75 x 3"	65 x 80	10	11 05 476	20786
90 x 2"	80 x 50	10	11 05 488	17921
90 x 2 1/2"	80 x 65	10	11 05 489	17922
90 x 3"	80 x 80	10	11 05 490	17923
90 x 4"	80 x 100	10	11 05 491	17924
110 x 2"	100 x 50	10	11 05 508	17925
110 x 3"	100 x 80	10	11 05 509	17926
110 x 4"	100 x 100	10	11 05 510	17927

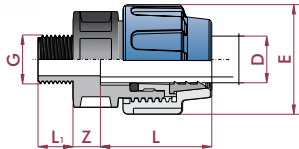
L	L ₁	Z	E	F
49	15	11	44	27
49	16	11	44	27
49	16	11	44	27
49	19	11	44	34
58	16	12	56	27
58	19	12	56	34
53	22	12	56	41
81	19	15	66	34
81	22	15	66	41
92	22	17	80	41
92	24	17	80	52
108	24	17	94	52
108	24	17	94	61
108	28	17	94	76
125	28	19	114	61
125	28	19	114	76
140	28	39	130	76
140	33	39	130	88
140	33	39	130	113
148	32	8	153	87
148	32	10	153	106
148	34	8	153	113
148	38	29	153	135
167	32	14	181	87
167	34	12	181	119
167	38	8	181	144

PP-P. 05. CPMT - PP COMPRESSION ADAPTOR
Adaptor

• Comp x BSP male thread

Enlace

• Comp x rosca macho BSP



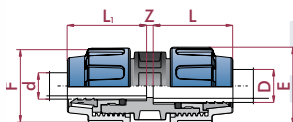
D x G	DN	PN	REF.	CODE	L	L ₁	Z	E
16 x 3/8"	10 x 10	10	11 05 616	01582	49	13	14	44
16 x 1/2"	10 x 15	10	11 05 617	07348	49	14	14	44
16 x 3/4"	10 x 20	10	11 05 618	31921	49	16	14	44
20 x 1/2"	15 x 15	10	11 05 620	01583	49	14	14	44
20 x 3/4"	15 x 20	10	11 05 621	01584	49	16	14	44
20 x 1"	15 x 25	10	11 05 622	01585	49	19	14	44
25 x 1/2"	20 x 15	10	11 05 624	01586	58	14	15	56
25 x 3/4"	20 x 20	10	11 05 625	01587	58	16	15	56
25 x 1"	20 x 25	10	11 05 626	01588	58	19	15	56
32 x 3/4"	25 x 20	10	11 05 631	01589	81	16	16	66
32 x 1"	25 x 25	10	11 05 632	01590	81	19	16	66
32 x 1 1/4"	25 x 32	10	11 05 633	06154	81	21	16	66
40 x 1"	32 x 25	10	11 05 639	33127	92	21	22	80
40 x 1 1/4"	32 x 32	10	11 05 640	01591	92	21	22	80
40 x 1 1/2"	32 x 40	10	11 05 641	01592	92	21	22	80
50 x 1"	40 x 25	10	11 05 648	33128	92	21	22	94
50 x 1 1/4"	40 x 32	10	11 05 649	06155	108	21	23	94
50 x 1 1/2"	40 x 40	10	11 05 650	01593	108	21	23	94
50 x 2"	40 x 50	10	11 05 651	01594	108	26	23	94
63 x 1 1/2"	50 x 40	10	11 05 662	01595	125	21	25	114
63 x 2"	50 x 50	10	11 05 663	01596	125	26	25	114
75 x 2"	65 x 50	10	11 05 674	01597	140	26	39	130
75 x 2 1/2"	65 x 65	10	11 05 675	01598	140	30	39	130
75 x 3"	65 x 80	10	11 05 676	09711	140	33	39	130
90 x 2"	80 x 50	10	11 05 688	17928	148	30	30,5	153
90 x 2 1/2"	80 x 65	10	11 05 689	17929	148	32	30	153
90 x 3"	80 x 80	10	11 05 690	17930	148	34	30	153
90 x 4"	80 x 100	10	11 05 691	17931	148	39	29	153
110 x 2"	100 x 50	10	11 05 708	17932	167	30	31	181
110 x 3"	100 x 80	10	11 05 709	17933	167	35	31	181
110 x 4"	100 x 100	10	11 05 710	17934	167	38	31	181

PP-P. 06. CPR - PP COMPRESSION REDUCTION
Reducing coupling

• Comp x Comp

Manguito reducido

• Comp x Comp



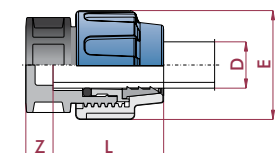
D x d	DN	PN	REF.	CODE	L	L ₁	Z	E	F
20 x 16	10	16	11 06 020	01557	49	49	4	44	44
25 x 20	15	16	11 06 025	01558	58	49	4	56	44
32 x 20	15	16	11 06 031	33490	81	49	5	66	44
32 x 25	20	16	11 06 032	01559	81	58	4	66	56
40 x 25	20	16	11 06 039	34576	92	58	12	80	56
40 x 32	25	16	11 06 040	01560	92	81	4	80	66
50 x 32	25	16	11 06 049	27994	108	81	5	94	66
50 x 40	32	16	11 06 050	01561	108	92	5	94	80
63 x 50	40	16	11 06 063	01562	125	108	8	114	94
75 x 63	50	10	11 06 075	01563	140	125	15	130	114
90 x 63	65	10	11 06 089	17918	148	116	6	153	114
90 x 75	80	10	11 06 090	17919	148	141	6	153	130
110 x 90	100	10	11 06 110	17920	167	148	15	181	153

CAPS
TAPONES
PP-P. 07. CP - PP COMPRESSION CAP
Cap

• Comp

Tapón

• Comp



D	DN	PN	REF.	CODE	L	Z	E
16	10	16	11 07 016	01600	49	14	44
20	15	16	11 07 020	01601	49	14	44
25	20	16	11 07 025	01602	58	15	56
32	25	16	11 07 032	01603	81	16	66
40	32	16	11 07 040	01604	92	22	80
50	40	16	11 07 050	01605	108	23	94
63	50	16	11 07 063	01606	125	25	114
75	65	10	11 07 075	01607	140	40	130
90	80	10	11 07 090	17935	148	28	153
110	100	10	11 07 110	17936	167	31	181

ELBOWS

CODOS

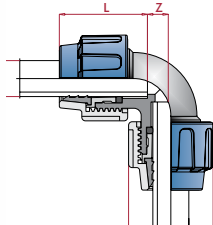
PP-P. 01. CP - PP COMPRESSION ELBOW

90° elbow

- Comp x Comp
- CTS Standard

Codo 90°

- Comp x Comp
- CTS Standard



D	PN	REF.	CODE
¾"	16	33 01 025	24024
1"	16	33 01 032	24025
1¼"	16	33 01 040	24026
1½"	16	33 01 050	24027
2"	16	33 01 063	24028

L	Z	E
57	16	55
80	18	65
91	24	80
107	28	81
124	32	113

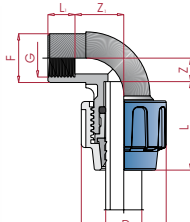
PP-P. 01. CPFT - PP COMPRESSION ELBOW

90° elbow

- Comp x NPT female thread
- CTS Standard

Codo 90°

- Comp x rosca hembra NPT
- CTS Standard



D x G	PN	REF.	CODE
¾"x¾"	10	33 01 425	24029
1"x¾"	10	33 01 431	24034
1"x1"	10	33 01 432	24030
1¼"x1¼"	10	33 01 440	24031
1¼"x1½"	10	33 01 441	24433
1½"x1½"	10	33 01 450	24032
1½"x2"	10	33 01 451	24434
2"x2"	10	33 01 463	24033

L	L ₁	Z	Z ₁	E	F
57	19	16	31	55	34
80	19	18	43	65	34
80	22	18	43	65	41
91	24	24	54	80	52
91	24	24	54	80	60
107	24	28	57	91	60
107	28	28	57	91	75
124	28	32	66	113	75

TEES

TÉS

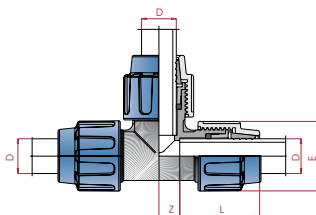
PP-P. 03. CP - PP COMPRESSION TEE

90° tee

- Comp x Comp x Comp
- CTS Standard

Té 90°

- Comp x Comp x Comp
- CTS Standard



D	PN	REF.	CODE
¾"	16	33 03 025	24007
1"	16	33 03 032	24008
1¼"	16	33 03 040	24009
1½"	16	33 03 050	24010
2"	16	33 03 063	24011

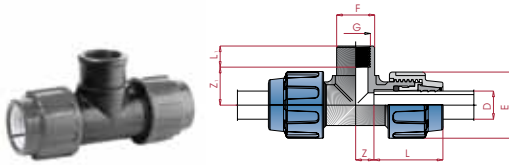
L	Z	E
57	13	55
80	16	65
91	18	80
107	24	91
124	28	113

PP-P. 03. CPFT - PP COMPRESSION TEE
90° tee

- Comp x NPT female thread x Comp
- CTS Standard

Té 90°

- Comp x rosca hembra NPT x Comp
- CTS Standard



D x G x D	PN	REF.	CODE
¾" x ¾"	10	33 03 425	24012
1" x ¾"	10	33 03 431	24017
1" x 1"	10	33 03 432	24013
1¼" x ¾"	10	33 03 438	24018
1¼" x 1"	10	33 03 439	24019
1¼" x 1¼"	10	33 03 440	24014
1½" x ¾"	10	33 03 447	24020
1½" x 1"	10	33 03 448	24021
1½" x 1½"	10	33 03 450	24015
1½" x 2"	10	33 03 451	24435
2" x ¾"	10	33 03 459	24022
2" x 1"	10	33 03 460	24023
2" x 2"	10	33 03 463	24016

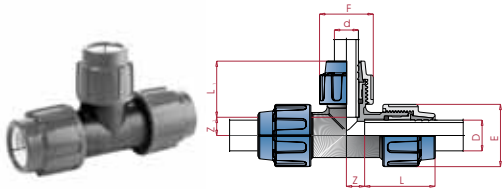
L	L ₁	Z	Z ₁	E	F
49	19	13	26	46	34
57	16	16	31	55	27
80	22	18	43	65	41
-	-	-	-	-	-
-	-	-	-	-	-
91	24	24	54	80	52
-	-	-	-	-	-
-	-	-	-	-	-
107	24	28	57	91	60
139	28	28	57	90	75
-	-	-	-	-	-
-	-	-	-	-	-
124	28	32	66	113	75

PP-P. 04. CPR - PP COMPRESSION TEE
90° reducing tee

- Comp x Comp x Comp
- CTS Standard

Té reducida 90°

- Comp x Comp x Comp
- CTS Standard



D x d x D	PN	REF.	CODE
1" x ¾"	16	33 04 032	24436
1¼" x 1"	16	33 04 040	24437
1½" x 1¼"	16	33 04 050	24438
2" x 1¼"	16	33 04 062	24439
2" x 1½"	16	33 04 063	24440

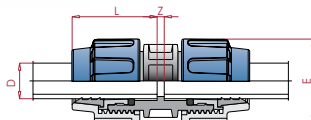
L	L ₁	Z	Z ₁	E	F
80	57	18	16	65	55
91	80	24	18	80	65
107	91	28	24	91	80
-	-	-	-	-	-
124	107	32	28	113	91

COUPLINGS
ENLACES
PP-P. 05. CP - PP COMPRESSION COUPLING
Coupling

- Comp x Comp
- CTS Standard

Manguito

- Comp x Comp
- CTS Standard



D	PN	REF.	CODE
¾"	16	33 05 025	23986
1"	16	33 05 032	23987
1¼"	16	33 05 040	23988
1½"	16	33 05 050	23989
2"	16	33 05 063	23990

L	Z	E
57	4	55
80	4	65
81	5	80
107	8	91
124	8	113

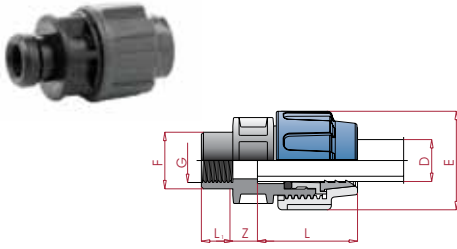
PP-P. 05. CPFT - PP COMPRESSION ADAPTOR

Adaptor

- Comp x NPT female thread
- CTS Standard

Enlace

- Comp x rosca hembra NPT
- CTS Standard



D x G	PN	REF.	CODE
3/4"x3/4"	10	33 05 425	24036
3/4"x1"	10	33 05 426	24442
1"x3/4"	10	33 05 431	24042
1"x1"	10	33 05 432	24037
1 1/4"x1"	10	33 05 439	24035
1 1/4"x1 1/4"	10	33 05 440	24038
1 1/2"x1 1/4"	10	33 05 449	24044
1 1/2"x1 1/2"	10	33 05 450	24039
1 1/2"x2"	10	33 05 451	24443
2"x1 1/2"	10	33 05 462	24045
2"x2"	10	33 05 463	24040

L	L ₁	Z	E	F
57	19	12	55	34
53	22	12	55	41
80	19	15	65	34
80	22	15	65	41
91	22	17	80	41
91	24	17	80	52
107	24	17	91	52
107	24	17	91	60
107	28	17	91	75
-	-	-	-	-
124	28	19	113	75

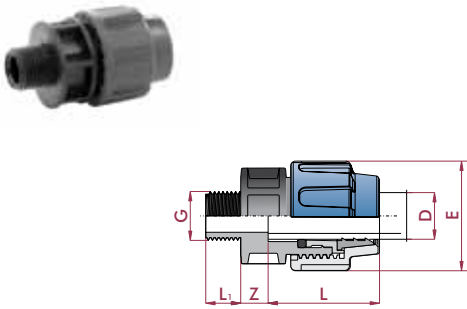
PP-P. 05. CPMT - PP COMPRESSION ADAPTOR

Adaptor

- Comp x NPT male thread
- CTS Standard

Enlace

- Comp x rosca macho NPT
- CTS Standard



D x G	PN	REF.	CODE
3/4"x3/4"	10	33 05 625	23445
3/4"x1"	10	33 05 626	24444
1"x3/4"	10	33 05 631	24445
1"x1"	10	33 05 632	23996
1"x1 1/4"	10	33 05 638	24446
1 1/4"x1 1/4"	10	33 05 639	24447
1 1/4"x1 1/2"	10	33 05 640	23997
1 1/2"x1 1/4"	10	33 05 649	24448
1 1/2"x1 1/2"	10	33 05 650	24449
1 1/2"x2"	10	33 05 651	24450
2"x1 1/2"	10	33 05 662	24451
2"x2"	10	33 05 663	24452

L	L ₁	Z	E
57	16	15	55
57	19	15	55
80	16	16	65
80	19	16	65
80	21	16	65
91	21	22	80
91	21	22	80
107	21	23	91
107	21	23	91
107	26	23	91
124	21	25	113
124	26	25	113

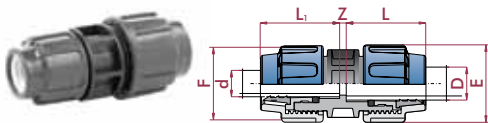
PP-P. 06. CPR - PP COMPRESSION REDUCTION

Reducing coupling

- Comp x Comp
- CTS Standard

Manguito reducido

- Comp x Comp
- CTS Standard



D x d	PN	REF.	CODE
1"x3/4"	16	33 06 032	23991
1 1/4"x1"	16	33 06 040	23992
1 1/2"x1 1/4"	16	33 06 050	23993
2"x1 1/2"	16	33 06 063	23994

L	L ₁	Z	E	F
80	57	4	65	55
91	80	4	80	65
107	91	5	91	80
124	107	8	113	91

ELBOWS

CODOS

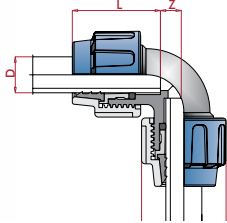
PP-P. 01. CP - PP COMPRESSION ELBOW

90° elbow

- Comp x Comp
- IPS Standard

Codo 90°

- Comp x Comp
- IPS Standard



D	PN	REF.	CODE
3/8"	16	66 01 016	21807
1/2"	16	66 01 020	21808
3/4"	16	66 01 025	21809
1"	16	66 01 032	21810
1 1/4"	16	66 01 040	21811
1 1/2"	16	66 01 050	21812
2"	16	66 01 063	21813
3"	10	66 01 090	26777
4"	10	66 01 110	28117

L	Z	E
49	13	46
49	13	46
57	16	55
80	18	65
91	24	80
107	28	81
124	32	113
139	37	127
154	53	151

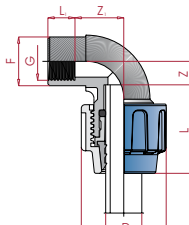
PP-P. 01. CPFT - PP COMPRESSION ELBOW

90° elbow

- Comp x NPT female thread
- IPS Standard

Codo 90°

- Comp x rosca hembra NPT
- IPS Standard



D x G	PN	REF.	CODE
3/8"x1/2"	10	66 01 417	21816
1/2"x1/2"	10	66 01 420	21817
1/2"x3/4"	10	66 01 421	21818
3/4"x1/2"	10	66 01 424	21819
3/4"x3/4"	10	66 01 425	21820
1"x1/2"	10	66 01 430	21821
1"x3/4"	10	66 01 431	21822
1"x1"	10	66 01 432	21823
1 1/4"x1 1/4"	10	66 01 440	21824
1 1/4"x1 1/2"	10	66 01 441	21825
1 1/2"x1 1/2"	10	66 01 450	21826
1 1/2"x2"	10	66 01 451	21827
2"x2"	10	66 01 463	21828
3"x3"	10	66 01 490	26785

L	L ₁	Z	Z ₁	E	F
49	16	13	22	46	27
49	16	13	26	46	27
49	19	13	26	46	34
57	19	16	31	55	34
57	19	16	31	55	34
80	16	18	43	65	27
80	19	18	43	65	34
80	22	18	43	65	41
91	24	24	54	80	52
91	24	24	54	80	60
107	24	28	57	91	60
107	28	28	57	91	75
124	28	31	66	113	75
139	28	41	82	127	75

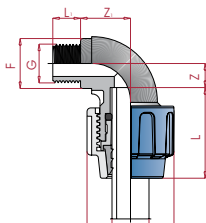
PP-P. 01. CPMT - PP COMPRESSION ELBOW

90° elbow

- Comp x NPT male thread
- IPS Standard

Codo 90°

- Comp x rosca macho NPT
- IPS Standard



D x G	PN	REF.	CODE
3/8"x3/8"	10	66 01 616	21831
3/8"x1/2"	10	66 01 617	21832
1/2"x1/2"	10	66 01 620	21833
1/2"x3/4"	10	66 01 621	21834
3/4"x1/2"	10	66 01 624	21835
3/4"x3/4"	10	66 01 625	21836
1"x1"	10	66 01 632	21837
1 1/4"x1 1/4"	10	66 01 640	21838
1 1/4"x1 1/2"	10	66 01 641	21839
1 1/2"x1 1/4"	10	66 01 649	21840
1 1/2"x1 1/2"	10	66 01 650	21841
1 1/2"x2"	10	66 01 651	21842
2"x2"	10	66 01 663	21843
2 1/2"x2 1/2"	10	66 01 675	21844

L	L ₁	Z	Z ₁	E	F
49	13	13	27	46	27
49	13	13	27	46	27
49	14	13	26	46	27
49	16	13	26	46	30
57	14	16	34	55	27
57	16	16	34	55	30
80	19	18	45	65	36
91	21	24	58	80	47
91	21	24	58	80	52
107	21	28	67	91	47
107	21	28	67	91	52
107	26	28	67	91	65
124	26	32	77	113	65
139	30	41	82	127	81

PP-P. 01. CPW - PP COMPRESSION ELBOW

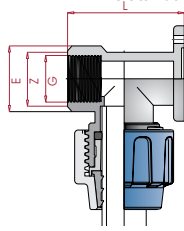
90° elbow

- Comp x NPT female thread - wall
- IPS Standard



Codo 90°

- De pared - Comp x rosca hembra NPT
- IPS Standard



D x G	PN	REF.	CODE
3/4" x 3/4"	10	66 01 225	21845

L	Z	E
65	32	36

TEES

TÉS

PP-P. 03. CP - PP COMPRESSION TEE

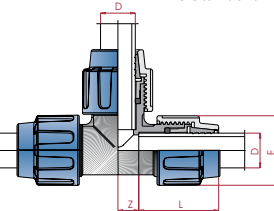
90° tee

- Comp x Comp x Comp
- IPS Standard



Té 90°

- Comp x Comp x Comp
- IPS Standard



D	PN	REF.	CODE
1/2"	16	66 03 020	21887
3/4"	16	66 03 025	22211
1"	16	66 03 032	21888
1 1/4"	16	66 03 040	21889
1 1/2"	16	66 03 050	21890
2"	16	66 03 063	21891
3"	10	66 03 090	26786
4"	10	66 03 110	28118

L	Z	E
49	13	46
57	13	55
80	16	65
91	18	80
107	24	91
124	28	113
139	32	127
154	41	151

PP-P. 03. CPFT - PP COMPRESSION TEE

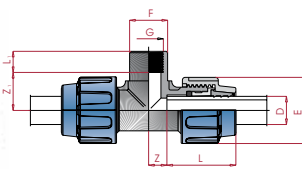
90° tee

- Comp x NPT female thread x Comp
- IPS Standard



Té 90°

- Comp x rosca hembra NPT x Comp
- IPS Standard



D x G x D	PN	REF.	CODE
1/2" x 1/2"	10	66 03 420	21902
1/2" x 3/4"	10	66 03 421	21903
3/4" x 1/2"	10	66 03 424	21904
3/4" x 3/4"	10	66 03 425	21905
1" x 1/2"	10	66 03 430	21906
1" x 3/4"	10	66 03 431	21907
1" x 1"	10	66 03 432	21908
1 1/4" x 1 1/4"	10	66 03 440	21909
1 1/2" x 1 1/2"	10	66 03 450	21910
1 1/2" x 2"	10	66 03 451	21911
2" x 2"	10	66 03 463	21912
3" x 3"	10	66 03 490	26789
4" x 4"	10	66 03 510	28120

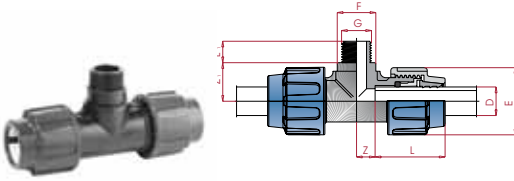
L	L ₁	Z	Z ₁	E	F
49	16	13	22	46	27
49	16	13	26	46	27
57	16	16	31	55	27
49	19	13	26	46	34
57	16	16	31	55	27
57	19	19	31	55	34
80	22	18	43	65	41
91	24	24	54	80	52
107	24	28	57	91	60
139	28	28	57	91	75
124	28	32	66	113	75
154	35	53	55	151	108
174	40	62	60	180	113

PP-P. 03. CPMT - PP COMPRESSION TEE
90° tee

- Comp x NPT male thread x Comp
- IPS Standard

Té 90°

- Comp x rosca macho NPT x Comp
- IPS Standard



D x G x D	PN	REF.	CODE
1/2"x1/2"	10	66 03 620	21916
1/2"x3/4"	10	66 03 621	21917
3/4"x1/2"	10	66 03 624	21918
3/4"x3/4"	10	66 03 625	21919
1"x1/2"	10	66 03 630	21920
1"x1"	10	66 03 632	21921
1 1/4"x1 1/4"	10	66 03 640	21922
1 1/2"x1 1/2"	10	66 03 650	21846
1 1/2"x2"	10	66 03 651	24458
2"x2"	10	66 03 663	21847

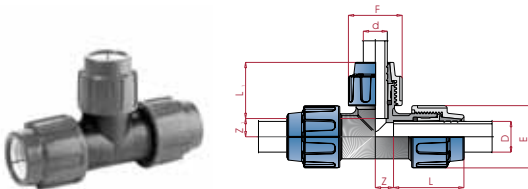
L	L ₁	Z	Z ₁	E	F
49	14	13	26	46	27
49	16	13	26	46	30
57	14	16	34	55	27
57	16	16	34	55	30
57	14	16	34	55	27
80	19	18	45	65	36
99	21	24	58	80	47
107	21	28	67	91	52
-	-	-	-	-	-
124	26	32	77	113	65

PP-P. 04. CPR - PP COMPRESSION TEE
90° reducing tee

- Comp x Comp x Comp
- IPS Standard

Té reducida 90°

- Comp x Comp x Comp
- IPS Standard



D x d x D	PN	REF.	CODE
3/4"x1/2"	16	66 04 025	21894
1"x3/4"	16	66 04 032	21895
1 1/4"x1"	16	66 04 040	21896
1 1/2"x1 1/4"	16	66 04 050	21897
2"x1 1/4"	16	66 04 062	24110
2"x1 1/2"	16	66 04 063	21898
3"x2"	10	66 04 089	24109

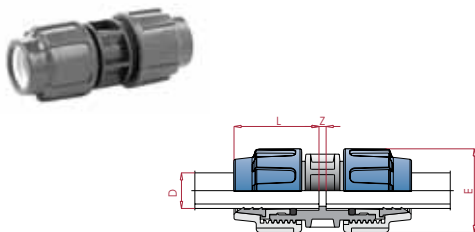
L	L ₁	Z	Z ₁	E	F
57	49	16	13	55	46
80	57	18	16	65	55
91	80	24	18	80	65
107	91	28	24	91	80
-	-	-	-	-	-
124	107	32	28	113	91
139	124	41	31	127	113

COUPLINGS
ENLACES
PP-P. 05. CP - PP COMPRESSION COUPLING
Coupling

- Comp x Comp
- IPS Standard

Manguito

- Comp x Comp
- IPS Standard



D	PN	REF.	CODE
1/2"	16	66 05 020	21850
3/4"	16	66 05 025	21851
1"	16	66 05 032	21852
1 1/4"	16	66 05 040	21853
1 1/2"	16	66 05 050	21854
2"	16	66 05 063	21855
3"	10	66 05 090	26793
4"	10	66 05 110	28116

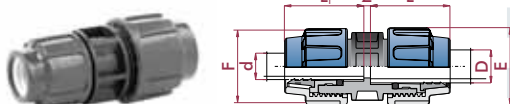
L	Z	E
49	4	46
57	4	55
80	4	65
81	5	80
107	8	91
124	8	113
139	10	127
146	10	151

PP-P. 06. CPR - PP COMPRESSION REDUCTION
Reducing coupling

- Comp x Comp
- IPS Standard

Manguito reducido

- Comp x Comp
- IPS Standard



D x d	DN	PN	REF.	CODE
3/4"x1/2"	15	16	66 06 025	21858
1"x3/4"	20	16	66 06 032	21859
1 1/4"x1"	25	16	66 06 040	21860
1 1/2"x1 1/4"	32	16	66 06 050	21861
2"x1 1/2"	40	16	66 06 063	21862

L	L ₁	Z	E	F
57	49	4	55	46
80	57	4	65	55
91	80	4	80	65
107	91	5	91	80
124	107	8	113	91

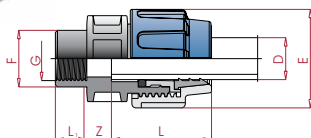
PP-P. 05. CPFT - PP COMPRESSION ADAPTOR

Adaptor

- Comp x NPT female thread
- IPS Standard

Enlace

- Comp x rosca hembra NPT
- IPS Standard



D x G	PN	REF.	CODE	L	L ₁	Z	E	F
½"x½"	10	66 05 420	21866	49	16	11	46	27
½"x¾"	10	66 05 421	21867	49	19	11	46	34
¾"x½"	10	66 05 424	21868	57	16	12	55	27
¾"x¾"	10	66 05 425	21869	57	19	12	55	34
¾"x1"	10	66 05 426	21870	53	22	12	55	41
1"x¾"	10	66 05 431	21871	80	19	15	65	34
1"x1"	10	66 05 432	21872	80	22	15	65	41
1¼"x1"	10	66 05 439	21873	91	22	17	80	41
1¼"x1¼"	10	66 05 440	21874	91	24	17	80	52
1½"x1¼"	10	66 05 449	21875	107	24	17	91	52
1½"x1½"	10	66 05 450	21876	107	24	17	91	60
1½"x2"	10	66 05 451	21877	107	28	17	91	75
2"x2"	10	66 05 463	21878	124	28	19	113	75
3"x3"	10	66 05 490	26795	139	33	39	127	112

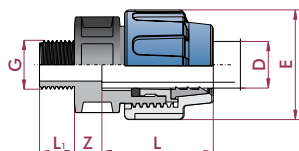
PP-P. 05. CPMT - PP COMPRESSION ADAPTOR

Adaptor

- Comp x NPT male thread
- IPS Standard

Enlace

- Comp x rosca macho NPT
- IPS Standard



D x G	PN	REF.	CODE	L	L ₁	Z	E
½"x½"	10	66 05 620	21883	49	14	14	46
½"x¾"	10	66 05 621	21884	49	16	14	46
½"x1"	10	66 05 622	21924	49	19	14	46
¾"x½"	10	66 05 624	21925	57	14	15	55
¾"x¾"	10	66 05 625	21926	57	16	15	55
¾"x1"	10	66 05 626	21927	57	19	15	55
1"x¾"	10	66 05 631	21928	80	16	16	65
1"x1"	10	66 05 632	21929	80	19	16	65
1"x1¼"	10	66 05 633	21930	80	21	16	65
1¼"x1¼"	10	66 05 640	21931	91	21	22	80
1¼"x1½"	10	66 05 641	21932	91	21	22	80
1½"x1¼"	10	66 05 649	21933	107	21	23	91
1½"x1½"	10	66 05 650	21934	107	21	23	91
1½"x2"	10	66 05 651	21935	107	26	23	91
2"x1½"	10	66 05 662	21936	124	21	25	113
2"x2"	10	66 05 663	21937	124	26	25	113
3"x3"	10	66 05 690	26797	139	33	39	127
4"x4"	10	66 05 710	28119	146	39	29	151

CAPS

TAPONES

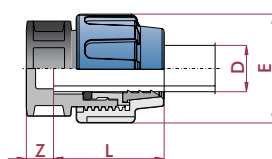
PP-P. 07. CP - PP COMPRESSION CAP

Cap

- Comp
- IPS Standard

Tapón

- Comp
- IPS Standard



D	PN	REF.	CODE	L	Z	E
½"	16	66 07 020	21942	49	14	46
¾"	16	66 07 025	22212	57	15	55
1"	16	66 07 032	21943	80	16	65
1¼"	16	66 07 040	21944	91	22	80
1½"	16	66 07 050	21945	107	23	91
2"	16	66 07 063	21946	124	25	113

COMPRESSION FITTINGS - UNIVERSAL SERIES

ACCESORIOS DE COMPRESIÓN - SERIE UNIVERSAL



FEATURES

The Cepex Universal Compression Fitting (UCF) is a new generation of mechanical fitting designed to make connections simple when joining Metric polyethylene (PE) pipe to another pipe made of a different material (metallic pipe: copper, lead, galvanised / plastic pipe: PVC, PP, PE).

The UCF's design simplifies installation for most pipe sizes, even in confined spaces. Simply insert the pipes directly into the fitting and tighten the nuts (special tools not required).

- Versions: Universal x PE or Universal x Universal (repair coupling).
- Sizes for Universal end: 15-21 mm, 21-27 mm & 27-35 mm.
- Hard stainless steel grippers provide superior end load resistance.
- One fitting connects to any recommended pipe material, greatly reducing stock levels compared to conventional fittings.
- Working pressure at 20°C (73°F) water temperature: PN 10

CARACTERÍSTICAS

El Accesorio de Compresión Universal Cepex (UCF) representa una nueva generación de accesorios mecánicos diseñados para hacer las uniones simples en el momento de unir tubería métrica de polietileno (PE) con tubería de cualquier otro tipo de material (tubo metálico: cobre, plomo, galvanizado / tubo plástico: PVC, PP, PE).

El diseño del UCF simplifica la instalación para la mayoría de tubos, especialmente en espacios reducidos. Simplemente introducimos el tubo directamente en el accesorio y apretamos las tuercas (sin necesidad de herramientas especiales).


- Versiones: Universal x PE o Universal x Universal (manguito de reparación).
- Medidas boca Universal: 15-21 mm, 21-27 mm y 27-35 mm.
- Fuertes agarres de acero inoxidable proporcionan una total resistencia a la tracción.
- Un único accesorio se conecta con cualquier material de tubo, reduciendo de forma considerable los estocs.
- Presión de servicio a 20°C (73°F) temperatura de agua: PN 10



FIG.	Parts	Despiece	Material
1	Split ring	Cono de fijación	POM + SS
2	Nut	Tuerca	PP
3	Insert	Casquillo de prensa	PP
4	Sealing ring	Junta	EPDM
5	Body	Cuerpo	PP

APPLICATION

APLICACIÓN



ASSEMBLY

Assembly instructions

- A.** Cut the pipe at a 90-degree angle (square cut). When possible, it is recommended to bevel the edges of the cut in order to make insertion easier.
- B.** Slacken the ring nut without removing from the body. In case the internal components are disassembled (for example due to its transport), please follow the assembly instructions for the components which can be found in the Kit assembly instructions.
- C.** Insert the pipe end without tightening the ring nut. Push the fitting until the pipe reaches the stop.
- D.** Hand tighten the ring nut and then tighten further with a proper tool.

Do not screw the Universal nut without pipe.

MONTAJE

Instrucciones de instalación

- A.** Cortar el tubo a 90°. Cuando sea posible, es recomendable chaflanar los bordes de entrada del tubo para facilitar su inserción.
- B.** Aflojar la tuerca sin terminar de separar del cuerpo. En caso de que los componentes hayan llegado desmontados (por ejemplo a causa del transporte), seguir las indicaciones de montaje de los componentes en el apartado dedicado al KIT.
- C.** Insertar el extremo del tubo sin rosar la tuerca. Empujar el accesorio hasta que el tubo llegue al tope.
- D.** Roscar manualmente la tuerca y posteriormente apretar con la llave adecuada.

No rosar nunca la tuerca del conjunto universal sin tubo.



ASSEMBLY INSTRUCTIONS: KIT

Kit allows to transform any Performance Series port in a Universal one. The steps involved in the assembly of the components are:

A. Disassemble all the components in the Performance Series port (PE) to transform: nut, clip ring, insert and O'ring. Prepare the components of the Universal kit.

B. Insert the Universal sealing ring (4) in the body (5), as in the enclosed picture, until the upper edge becomes virtually aligned with the edge of the body. Due to the existing friction between the body and the sealing ring, specially in the bigger sizes, sealing ring insertion may require an additional effort.

C. Place the Universal insert (3) so that it is positioned above the sealing ring and with the flat surface upwards (see enclosed picture).

D. Place the Universal split ring (2) above the insert (3), so that the steel grippers lean on the flat surface of the insert (see enclosed picture).

E. Place the Universal nut (1) and tighten clockwise by just one screw thread, leaving it prepared for pipe insertion.

Do not screw the Universal nut without pipe.

INSTRUCCIONES DE MONTAJE: KIT

El kit permite transformar cualquier boca de la Serie Performance en Universal. Los pasos para el montaje de los componentes son:

A. Desmontar todos los componentes presentes en la boca Performance (PE) a transformar: tuerca, clering, portajuntas y junta tórica. Preparar todos los componentes del kit Universal.

B. Introducir la junta especial Universal (4) en el cuerpo (5) según la imagen adjunta, hasta que el borde superior quede prácticamente alineado con el borde del cuerpo. Debido a la interferencia existente entre el cuerpo y la junta, y especialmente en los diámetros grandes, la introducción de la junta puede requerir de un esfuerzo adicional.

C. Colocar el casquillo prensa Universal (3) de forma que quede posicionado encima de la junta y con la superficie plana hacia arriba (ver imagen adjunta).

D. Colocar el cono de fijación Universal (2) encima del casquillo prensa (3), de forma que las piezas metálicas se apoyen sobre la superficie plana del casquillo prensa (ver imagen adjunta).

E. Colocar la tuerca Universal (1) y rosca en sentido horario un hilo de rosca, dejándola preparada para la inserción del tubo.

No rosca nunca la tuerca del conjunto universal sin tubo.



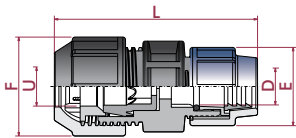
In order to disassemble the Universal nut, follow the Kit assembly instructions in reverse order, keeping in mind that the Universal split ring may require a manual opening of the ends to unnailed the steel grippers from the pipe.

Para desmontar la boca Universal proceder a la inversa con los pasos referidos al montaje del KIT, teniendo en cuenta que el clering Universal puede requerir de la apertura manual de sus extremos para desclavar los dientes metálicos del tubo.

PP-P. 05. UCF1 - PP UNIVERSAL FITTING

Universal fitting
• Universal x Comp

Accesorio universal
• Universal x Comp



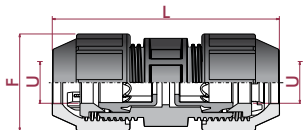
U x D	PN	REF.	CODE
15-21 x 20	10	11 46 020	27860
15-21 x 25	10	11 46 024	27861
15-21 x 32	10	11 46 030	27862
21-27 x 25	10	11 46 025	28817
21-27 x 32	10	11 46 031	28818
21-27 x 40	10	11 46 038	28819
27-35 x 32	10	11 46 032	28820
27-35 x 40	10	11 46 039	28821
27-35 x 50	10	11 46 048	28822

L	E	F
119	44	55
128	56	55
151	66	55
136	56	65
159	66	65
170	80	65
174	66	80
186	80	80
202	94	80

PP-P. 05. UCF2 - PP UNIVERSAL FITTING

Universal fitting
• Universal x Universal

Accesorio universal
• Universal x Universal



U x U	PN	REF.	CODE
15-21 x 15-21	10	11 45 020	27863
21-27 x 21-27	10	11 45 025	28823
27-35 x 27-35	10	11 45 032	28824

L	F
140	55
152	65
183	80

PP-U. 05. UCFFT - PP UNIVERSAL ADAPTOR

Universal adaptor
• Universal x female thread BSP

Adaptador universal
• Universal x rosca hembra BSP



U x G	PN	REF.	CODE
15-21 x 3/4"	10	11 45 425	54800
21-27 x 1"	10	11 45 432	54801
27-35 x 1 1/4"	10	11 45 440	54802

L	L1	Z	E	F
58	19	12	55	35
81	22	15	65	41
92	24	17	80	52

PP-U. 05. UCFMT - PP UNIVERSAL ADAPTOR

Universal adaptor
• Universal x male thread BSP

Adaptador universal
• Universal x rosca macho BSP



U x G	PN	REF.	CODE
15-21 x 3/4"	10	11 45 625	54803
21-27 x 1"	10	11 45 632	54804
27-35 x 1 1/4"	10	11 45 640	54805

L	L1	Z	E
58	16	15	55
81	19	16	65
92	21	22	80

PP-U. 07. UCF - PP UNIVERSAL CAP

Universal cap
• Universal

Tapón universal
• Universal



U	PN	REF.	CODE
15-21	10	11 37 025	54806
21-27	10	11 37 032	54807
27-35	10	11 37 040	54808

L	Z	E
58	15	55
81	16	65
92	22	80

PP-U. 01. UCF - PP UNIVERSAL ELBOW

Universal elbow 90°
• Universal x universal

Codo 90° universal
• Universal x universal



U x U	PN	REF.	CODE
15-21 x 15-21	10	11 41 025	55104
21-27 x 21-27	10	11 41 032	55105
27-35 x 27-35	10	11 41 040	55106

L	Z	E
58	16	55
81	18	65
92	24	80

PP-U. 01. UCFCP - PP UNIVERSAL ELBOW

Universal elbow 90°
• Universal x compression

Codo 90° universal
• Universal x comp

U x D	PN	REF.	CODE
15-21 x 25	10	11 49 025	54997
21-27 x 25	10	-	55116
21-27 x 32	10	11 49 032	54998
27-35 x 40	10	11 49 040	54999

L	Z	E
58	16	55
81	18	55
81	18	65
92	24	80

PP-U. 01. UCFFT - PP UNIVERSAL ELBOW

Universal elbow 90°
• Universal x female thread BSP

Codo 90° universal
• Universal x rosca hembra BSP



U x G	PN	REF.	CODE
15-21 x 3/4"	10	11 41 425	54809
21-27 x 1"	10	11 41 432	54810
27-35 x 1 1/4"	10	11 41 440	54811

L	L1	Z	Z1	E	F
58	19	16	31	55	34
81	22	18	43	65	41
92	24	24	54	80	52

PP-U. 01. UCFMT - PP UNIVERSAL ELBOW

Universal elbow 90°
• Universal x male thread BSP

Codo 90° universal
• Universal x rosca macho BSP



U x G	PN	REF.	CODE
15-21 x 3/4"	10	11 41 625	54812
21-27 x 1"	10	11 41 632	54813
27-35 x 1 1/4"	10	11 41 640	54814

L	L1	Z	Z1	E	F
58	16	16	34	55	30
81	19	18	45	65	36
92	21	24	59	81	48

PP-U. 01. UCFWR - PP UNIVERSAL ELBOW

Universal elbow 90°
• Universal x female thread BSP - wall

Codo 90° universal
• De pared - Universal x rosca hembra BSP



U x G	PN	REF.	CODE
15-21 x 3/4"	10	11 41 325	55000

L	Z	E
65	32	36

PP-U. 03. UCF - PP UNIVERSAL TEE

Universal tee
• Universal x universal x universal

Té universal
• Universal x universal x universal



U x U x U	PN	REF.	CODE
15-21	10	11 43 025	55107
21-27	10	11 43 032	55108
27-35	10	11 43 040	55109

L	Z	E
58	16	55
81	18	65
92	24	80

PP-U. 03. UCFCP - PP UNIVERSAL TEE

Universal tee

- Universal x comp x universal

Té universal

- Universal x comp x universal

U x D x U	PN	REF.	CODE
15-21 x 25 x 15-21	10	11 48 025	55001
21-27 x 32 x 21-27	10	11 48 032	55002
27-35 x 40 x 27-35	10	11 48 040	55003

L	Z	E
58	16	56
81	18	65
92	24	81

PP-U. 03. CPUCF - PP UNIVERSAL TEE

Universal tee

- Comp x universal x comp

Té universal

- Comp x universal x comp

D x U x D	PN	REF.	CODE
25 x 15-21 x 25	10	11 44 025	55004
32 x 21-27 x 32	10	11 44 032	55005
40 x 27-35 x 40	10	11 44 040	55103

L	Z	E
58	16	56
81	18	65
92	24	81

PP-U. 03. UCFFT - PP UNIVERSAL TEE

Universal tee

- Universal x female thread BSP

Té universal

- Universal x rosca hembra BSP



U x G x U	PN	REF.	CODE
15-21 x 3/4" x 15-21	10	11 43 425	55110
21-27 x 1" x 21-27	10	11 43 432	55111
27-35 x 1 1/4" x 27-35	10	11 43 440	55115

L	L1	Z	Z1	E	F
58	19	19	31	55	34
81	22	18	43	65	41
92	24	24	54	80	52

PP-U. 03. UCFMT - PP UNIVERSAL TEE

Universal tee

- Universal x male thread BSP

Té universal

- Universal x rosca macho BSP



U x G x U	PN	REF.	CODE
15-21 x 3/4" x 15-21	10	11 43 625	55113
21-27 x 1" x 21-27	10	11 43 632	55114
27-35 x 1 1/4" x 27-35	10	11 43 640	55115

L	L1	Z	Z1	E	F
58	16	16	34	55	30
81	19	18	45	65	36
92	21	24	59	80	48

PP-P. 05. UCF3 - PP UNIVERSAL KIT

Universal fitting

- Universal conversion kit

Accesorio universal

- Kit transf. en universal



U / D	REF.	CODE
15-21 / 25	11 47 020	27864
21-27 / 32	11 47 025	28825
27-35 / 40	11 47 032	28826

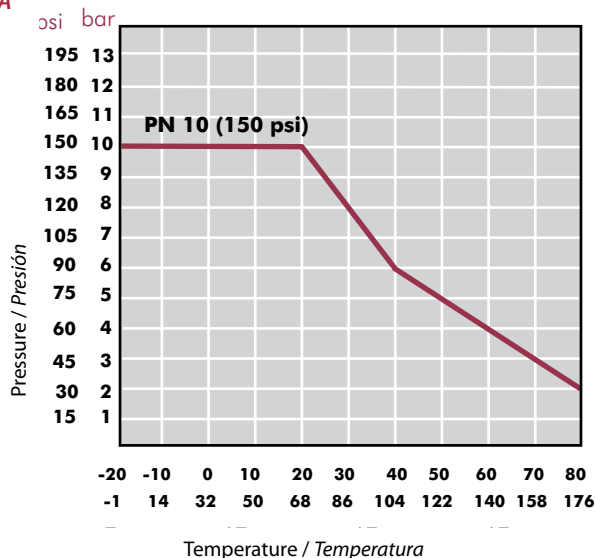
COMPRESSION FITTINGS - STANDARD SERIES

ACCESORIOS DE COMPRESIÓN - SERIE STANDARD



PRESSURE / TEMPERATURE GRAPH

DIAGRAMA PRESIÓN / TEMPERATURA



Life: 25 years
Hydrostatic maximum pressure a component may withstand in continuous service (without overpressure)

Vida útil: 25 años
Presión hidrostática máxima que un componente es capaz de soportar en servicio continuo (sin sobrepresión)

Performance of plastic materials in contact with non-dangerous fluids. The durability of those parts exposed to fluids will depend on the working conditions

Valores indicativos para materiales en contacto con fluidos no peligrosos. La vida en las partes expuestas a los fluidos dependerá de las condiciones de trabajo.



FIG.	Parts	Despiece	Material
1	Split ring	Cono de fijación	POM
2	Nut	Tuerca	PP
3	Insert	Casquillo prensa	PP
4	O-ring	Junta tórica	NBR 70
5	Body	Cuerpo	PP

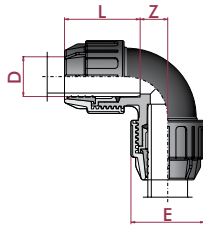
ELBOWS

CODOS

PP-S. 01. CP - PP COMPRESSION ELBOW

90° elbow
• Comp x Comp

Codo 90°
• Comp x Comp



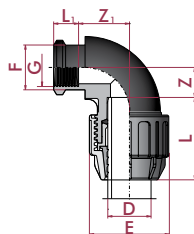
D	DN	PN	REF.	CODE
16 x 16	10	10	22 01 016	24671
20 x 20	15	10	22 01 020	24672
25 x 25	20	10	22 01 025	24673
32 x 32	25	10	22 01 032	24674
40 x 40	32	10	22 01 040	24675
50 x 50	40	10	22 01 050	24676
63 x 63	50	10	22 01 063	24677

L	Z	E
34	12	36
40	13	40
49	17	50
56	18	58
79	21	72
102	28	91
117	32	113

PP-S. 01. CPFT - PP COMPRESSION ELBOW

90° elbow
• Comp x BSP female thread

Codo 90°
• Comp x rosca hembra BSP



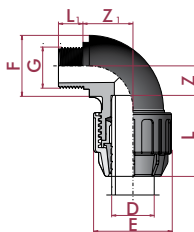
D x G	DN	PN	REF.	CODE
16 x 1/2"	10 x 15	10	22 01 417	24679
20 x 1/2"	15 x 15	10	22 01 420	24680
20 x 3/4"	15 x 20	10	22 01 421	24681
25 x 1/2"	20 x 15	10	22 01 424	24682
25 x 3/4"	20 x 20	10	22 01 425	24683
32 x 3/4"	25 x 20	10	22 01 431	24685
32 x 1"	25 x 25	10	22 01 432	24686
40 x 1 1/4"	32 x 32	10	22 01 440	24687
50 x 1 1/2"	40 x 40	10	22 01 450	24689
63 x 2"	50 x 50	10	22 01 463	24691

L	L ₁	Z	Z ₁	E	F
34	14	12	19	36	25
40	16	13	20	40	26
40	16	12	21	40	33
49	19	17	25	50	26
49	19	17	25	50	33
56	19	18	27	58	33
56	22	18	27	58	40
79	22	21	32	72	53
102	25	28	58	92	61
117	28	32	67	113	76

PP-S. 01. CPM T - PP COMPRESSION ELBOW

90° elbow
• Comp x BSP male thread

Codo 90°
• Comp x rosca macho BSP



D x G	DN	PN	REF.	CODE
16 x 1/2"	10 x 15	10	22 01 617	24693
20 x 1/2"	15 x 15	10	22 01 620	24694
20 x 3/4"	15 x 20	10	22 01 621	24695
25 x 1/2"	20 x 15	10	22 01 624	24696
25 x 3/4"	20 x 20	10	22 01 625	24697
25 x 1"	20 x 25	10	22 01 626	25198
32 x 1"	25 x 25	10	22 01 632	24698
40 x 1 1/4"	32 x 32	10	22 01 640	24699
50 x 1 1/2"	40 x 40	10	22 01 650	24702
63 x 2"	50 x 50	10	22 01 663	24704

L	L ₁	Z	Z ₁	E	F
34	14	12	19	36	25
40	14	13	21	40	27
40	16	13	21	40	30
49	14	17	25	50	27
49	16	17	25	50	30
49	19	17	25	50	36
56	19	18	27	58	36
79	23	22	32	72	57
102	26	28	68	92	52
117	26	32	78	113	66

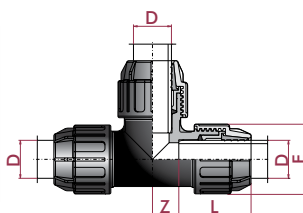
TEES

TÉS

PP-S. 03. CP - PP COMPRESSION TEE

90° Tee
• Comp x Comp x Comp

Té 90°
• Comp x Comp x Comp



D	DN	PN	REF.	CODE
16 x 16 x 16	10	10	22 03 016	24707
20 x 20 x 20	15	10	22 03 020	24708
25 x 25 x 25	20	10	22 03 025	24709
32 x 32 x 32	25	10	22 03 032	24710
40 x 40 x 40	32	10	22 03 040	24711
50 x 50 x 50	40	10	22 03 050	24712
63 x 63 x 63	50	10	22 03 063	24713

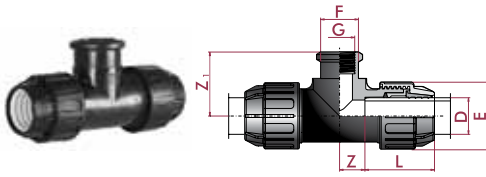
L	Z	E
34	13	36
40	13	40
49	16	50
56	18	58
79	23	72
101	28	91
118	32	113

PP-S. 03. CPFT - PP COMPRESSION TEE
90° tee

• Comp x BSP female thread x Comp

Té 90°

• Comp x rosca hembra BSP x Comp



D x G x D	DN	PN	REF.	CODE
16 x 1/2" x 16	10 x 15	10	22 03 417	24633
20 x 1/2" x 20	15 x 15	10	22 03 420	24634
20 x 3/4" x 20	15 x 20	10	22 03 421	24635
25 x 1/2" x 25	20 x 15	10	22 03 424	24636
25 x 3/4" x 25	20 x 20	10	22 03 425	24637
32 x 1/2" x 32	25 x 15	10	22 03 430	24638
32 x 3/4" x 32	25 x 20	10	22 03 431	24639
32 x 1" x 32	25 x 25	10	22 03 432	24640
40 x 1 1/4" x 40	32 x 32	10	22 03 440	24641
50 x 1 1/2" x 50	40 x 50	10	22 03 450	24642
63 x 2" x 63	50 x 50	10	22 03 463	24644

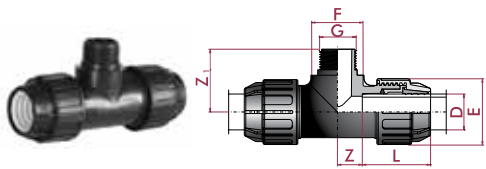
L	Z	Z ₁	E	F
34	13	34	36	30
40	13	36	40	26
40	13	37	40	33
49	16	43	50	26
49	16	46	50	33
56	18	43	58	26
56	18	46	58	33
56	18	49	58	40
79	23	70	72	53
101	58	80	92	61
118	67	95	113	76

PP-S. 03. CPMT - PP COMPRESSION TEE
90° tee

• Comp x BSP male thread x Comp

Té 90°

• Comp x rosca macho BSP x Comp



D x G x D	DN	PN	REF.	CODE
16 x 1/2" x 16	10 x 15	10	22 03 617	24646
20 x 1/2" x 20	15 x 15	10	22 03 620	24647
20 x 3/4" x 20	15 x 20	10	22 03 621	24648
25 x 1/2" x 25	20 x 15	10	22 03 624	24649
25 x 3/4" x 25	20 x 20	10	22 03 625	24650
32 x 1/2" x 32	25 x 15	10	22 03 630	24651
32 x 1" x 32	25 x 25	10	22 03 632	24652
40 x 1 1/4" x 40	32 x 32	10	22 03 640	24653
50 x 1 1/2" x 50	40 x 50	10	22 03 650	24655
63 x 2" x 63	50 x 50	10	22 03 663	24656

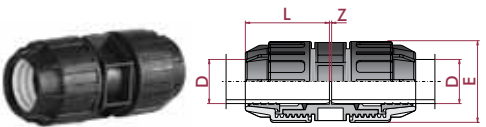
L	Z	Z ₁	E	F
34	13	34	36	24
40	13	35	40	27
40	12	37	40	30
49	16	41	50	27
49	16	43	50	30
56	18	41	58	27
56	18	46	58	36
79	28	70	72	44
101	58	89	91	52
118	67	104	113	66

COUPLINGS
ENLACES
PP-S. 05. CP - PP COMPRESSION COUPLING
Coupling

• Comp x Comp

Manguito

• Comp x Comp



D	DN	PN	REF.	CODE
16 x 16	10	10	22 05 016	24657
20 x 20	15	10	22 05 020	24658
25 x 25	20	10	22 05 025	24659
32 x 32	25	10	22 05 032	24660
40 x 40	32	10	22 05 040	24661
50 x 50	40	10	22 05 050	24662
63 x 63	50	10	22 05 063	24663

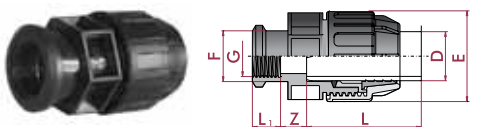
L	Z	E
34	2	36
40	1	40
49	2	50
56	3	58
79	3	72
101	8	91
118	5	113

PP-S. 05. CPFT - PP COMPRESSION ADAPTOR
Adaptor

• Comp x BSP female thread

Enlace

• Comp x rosca hembra BSP



D x G	DN	PN	REF.	CODE
16 x 1/2"	10 x 15	10	22 05 417	24715
20 x 1/2"	15 x 15	10	22 05 420	24716
20 x 3/4"	15 x 20	10	22 05 421	24717
25 x 1/2"	20 x 15	10	22 05 424	24718
25 x 3/4"	20 x 20	10	22 05 425	24719
25 x 1"	20 x 25	10	22 05 426	24720
32 x 3/4"	25 x 20	10	22 05 431	24721
32 x 1"	25 x 25	10	22 05 432	24722
40 x 1"	32 x 25	10	22 05 439	24723
40 x 1 1/4"	32 x 32	10	22 05 440	24724
50 x 1 1/2"	40 x 50	10	22 05 450	24726
63 x 2"	50 x 50	10	22 05 463	24728

L	L ₁	Z	E	F
34	14	7	36	25
40	16	7	40	26
40	19	7	40	33
49	16	8	50	26
49	19	8	50	33
49	22	8	50	40
56	19	11	58	33
56	22	11	58	40
78	23	14	73	41
78	23	14	73	52
101	24	21	91	61
118	28	21	113	76

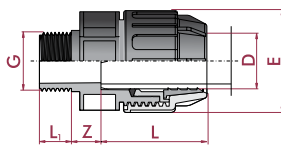
PP-S. 05. CPMT - PP COMPRESSION ADAPTOR

Adaptor

• Comp x BSP male thread

Enlace

• Comp x rosca macho BSP



D x G	DN	PN	REF.	CODE
16 x 1/2"	10 x 15	10	22 05 617	24730
20 x 1/2"	15 x 15	10	22 05 620	24731
20 x 3/4"	15 x 20	10	22 05 621	24732
20 x 1"	15 x 25	10	22 05 622	24733
25 x 1/2"	20 x 15	10	22 05 624	24734
25 x 3/4"	20 x 20	10	22 05 625	24735
25 x 1"	20 x 25	10	22 05 626	24739
32 x 3/4"	25 x 20	10	22 05 631	24740
32 x 1"	25 x 25	10	22 05 632	24741
32 x 1 1/4"	25 x 32	10	22 05 633	24742
40 x 1 1/4"	32 x 32	10	22 05 640	24743
40 x 1 1/2"	32 x 40	10	22 05 641	24744
50 x 1 1/2"	40 x 40	10	22 05 650	24746
63 x 2"	50 x 50	10	22 05 663	24749

L	L ₁	Z	E
34	14	7	36
40	14	9	40
40	16	9	40
40	19	9	40
49	14	11	50
49	16	11	50
49	19	11	50
56	16	12	58
56	19	12	58
56	19	12	58
78	21	14	72
78	21	14	72
101	21	25	91
118	25	30	113

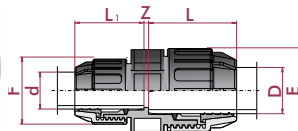
PP-S. 06. CPR - PP COMPRESSION REDUCER

Reducing coupling

• Comp x Comp

Manguito reducido

• Comp x Comp



D x d	DN	PN	REF.	CODE
20 x 16	10	10	22 06 020	24664
25 x 20	15	10	22 06 025	24665
32 x 25	20	10	22 06 032	24666
40 x 32	25	10	22 06 040	24667
50 x 40	32	10	22 06 050	24668
63 x 50	40	10	22 06 063	24669

L	L ₁	Z	E	F
33	68	3	40	25
49	33	3	50	40
56	47	3	58	52
78	56	3	72	58
108	92	5	91	72
125	108	8	113	91

CAPS

TAPONES

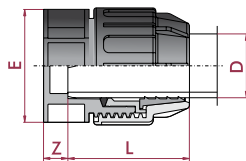
PP-S. 07. CP - PP COMPRESSION CAP

Cap

• Comp

Tapón

• Comp



D	DN	PN	REF.	CODE
16	10	10	22 07 016	24750
20	15	10	22 07 020	24751
25	20	10	22 07 025	24752
32	25	10	22 07 032	24753
40	32	10	22 07 040	24754
50	40	10	22 07 050	24755
63	50	10	22 07 063	24756

L	Z	E
34	3	36
40	3	40
49	10	50
56	13	58
78	14	72
108	23	92
125	25	114

TOOLS HERRAMIENTAS

PP. 80. TLA - STRAP WRENCH

Strap wrench
• For all fittings

Llave de cinta
• Para todos los accesorios



D	REF.	CODE
<225	11 80 001	01609
-	11 80 00104	16239

Wrench / Clef / Llave / Chave
Tape / Bande / Cinta / Cinta

PP. 80. TLB - BEVELER

Beveler
• For all pipes up to D200

Llave de achaflanar
• Para todos los tubos hasta D200



D	REF.	CODE
<200	11 80 002	05160

--

PP. 81. TLC - PIPE CUTTER

Pipe cutters
• For all pipes up to D

Tijeras cortatubos
• Para todos los tubos hasta D



D	REF.	CODE
<25	11 81 001	05157
<40	11 81 002	05158
<75	11 81 003	05159

PP. 80. TLD - ASSEMBLY WRENCH

Assembly wrench
• For pipe D20 - D50

Llave para montajes
• Para tubo D20 - D50



D	REF.	CODE
20-50	11 80 003	23138

--